

STARTING BY NOTE

THE BASICS

<p>STAFF</p> <p>ledger line</p>	<p>TREBLE CLEF</p> <p>lines spaces</p>	<p>MEASURES</p> <p>bar lines measures</p>	<p>TIME SIGNATURE</p> <p>$\frac{4}{4}$ = 4 beats in each measure</p>
--	---	--	--

QUARTER NOTE	= 1 beat
HALF NOTE	= 2 beats

Counting	1	2	3	4
Alternate Counting				

$\frac{4}{4}$



NEW IDEA



NEW NOTES

STRING LEVEL

Adjust your right arm to play on the correct string.

1. D STRING

2. A STRING



NEW IDEA

PREPARE BOW

*





Go to the new string level. Be ready to play on the new string as soon as possible.

3. D AND A

★ Check your bow grip often.

4. HALF NOTES

★ Move the bow slower for half notes.

WHOLE REST	REPEAT SIGN	DOWN BOW	UP BOW
 = 4 beats of silence	 Repeat the previous section of music again.	 Move the bow toward the tip.	 Move the bow toward the frog.

5. MISSISSIPPI RIVER



6. QUARTERS AND HALVES



★ Roll the bow to the new string.

7.



★ Be sure to use fast bow preparations.

8. ROSIN BOW



★ Is your right thumb bent?

9.



10. BOW ROSIN



11.



★ Check your bow grip often.

12. MIXING IT UP



★ Roll the bow to the new string.